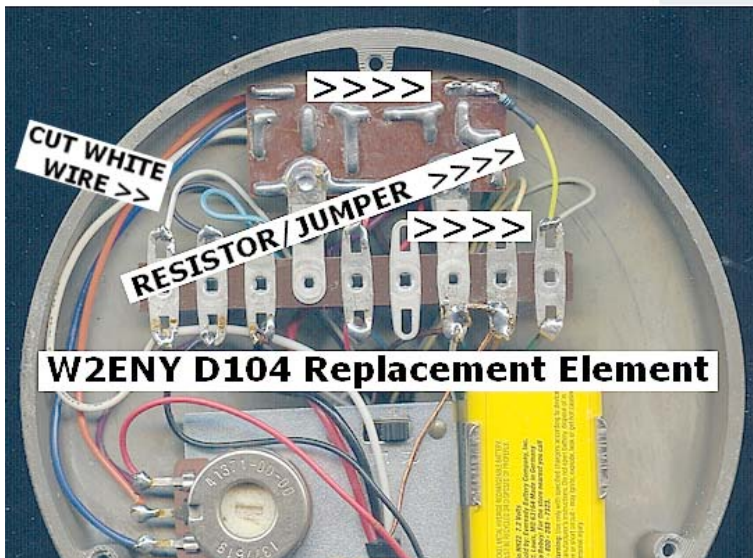
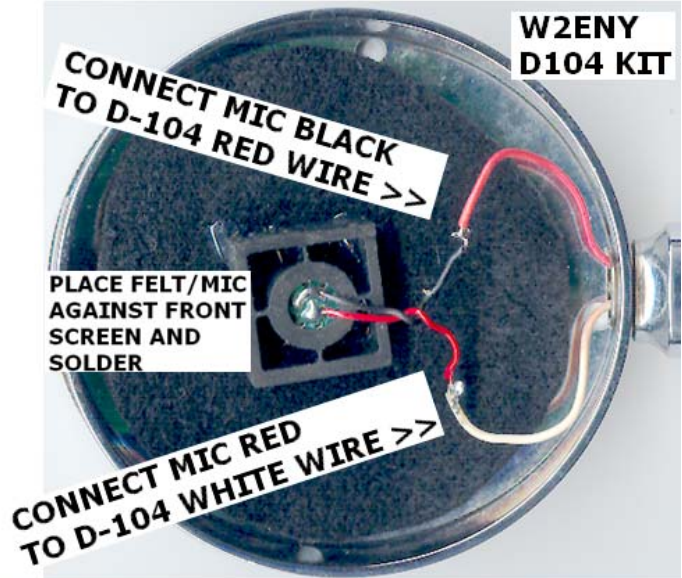



# W2ENY HiFi MIC ELEMENT

Custom design replaces Astatic D-104 Element



This is an FET electret element, you will need to add the supplied Resistor/Jumper in your T-UG8 Base to pass DC to the element.

Following the pictures above, this is what you do:

- Disassemble the microphone head – four screws.
- Insert the felt and mic from behind the front screen.
- Solder the leads from the neck to the mic.
- Insert some foam or other non-acoustic padding behind to hold the element in place
- Reassemble the microphone head.
  
- Remove bottom cover plate.
- Add Resistor jumper assembly as shown
- Cut white wire on terminal strip left (this allows VOX operation).
- Reassemble bottom cover plate.

When operating, adjust the bottom mic gain as desired.